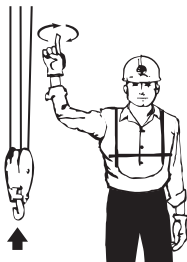
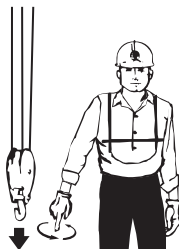


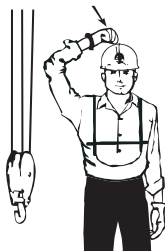
## STANDARD HAND SIGNALS FOR CONTROLLING CRANE OPERATIONS



**HOIST.** Forearm vertical, forefinger pointing up, move hand in small horizontal circles.




**LOWER.** Arm extended downward, forefinger pointing down, move hand in small horizontal circles.




**USE MAIN HOIST.** Tap fist on head; then use regular signals.

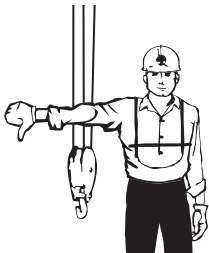
## STANDARD HAND SIGNALS FOR CONTROLLING CRANE OPERATIONS *(cont.)*



**USE WHIPLINE.** Tap elbow with one hand; then use regular signals.




**RAISE BOOM.** Arm extended, fingers closed, thumb pointing upward.

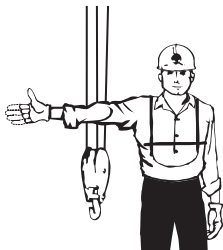


**LOWER BOOM.** Arm extended, fingers closed, thumb pointing down.

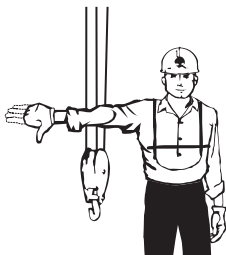
## STANDARD HAND SIGNALS FOR CONTROLLING CRANE OPERATIONS *(cont.)*



**MOVE SLOWLY.** One hand gives motion signal, other hand motionless in front of hand giving the motion signal.

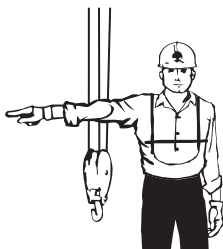


**RAISE THE BOOM AND LOWER THE LOAD.** Arm extended, thumb pointing up, flex fingers in and out.

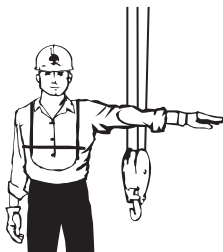


**LOWER THE BOOM AND RAISE THE LOAD.** Arm extended, thumb pointing down, flex fingers in and out.

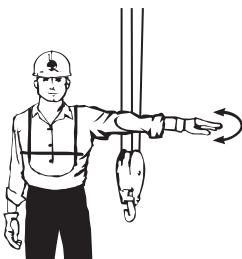
## STANDARD HAND SIGNALS FOR CONTROLLING CRANE OPERATIONS *(cont.)*



**SWING.** Arm extended, point with finger in direction of swing.




**STOP.** Arm extended, palm down, hold.

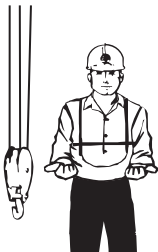


**EMERGENCY STOP.** Arm extended, palm down, move hand rapidly right and left.

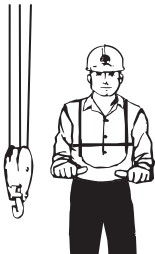
## STANDARD HAND SIGNALS FOR CONTROLLING CRANE OPERATIONS *(cont.)*



**TRAVEL.** Arm extended forward, hand open and slightly raised, pushing motion in direction of travel.



**EXTEND BOOM.** Both fists in front of body with thumbs pointing outward.



**RETRACT BOOM.** Both fists in front of body with thumbs pointing toward each other.