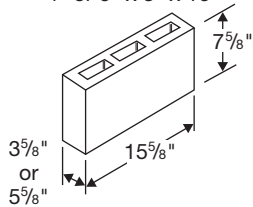
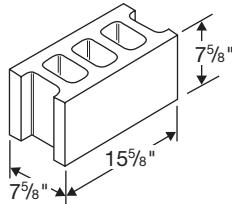


## STANDARD SIZES AND SHAPES OF CONCRETE BLOCKS

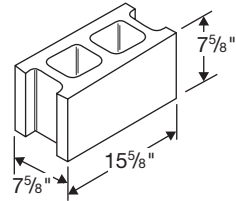
4" or 6" Partition  
4" or 6" x 8" x 16"



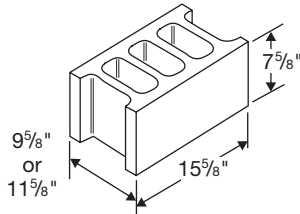
Stretcher (3 core)  
8" x 8" x 16"



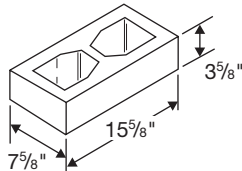
Stretcher (2 core)  
8" x 8" x 16"



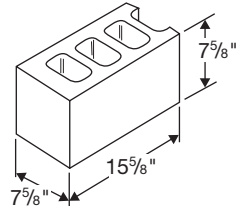
10" or 12" Stretcher  
10" or 12" x 8" x 16"



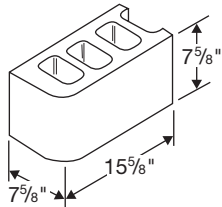
Stretcher  
8" x 4" x 16"



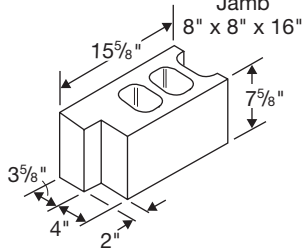
Corner  
8" x 8" x 16"



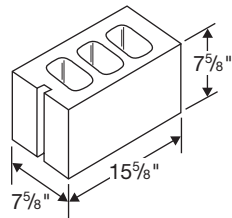
**Bullnose**  
8" x 8" x 16"



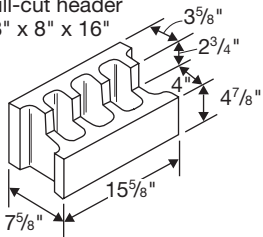
**Jamb**  
8" x 8" x 16"



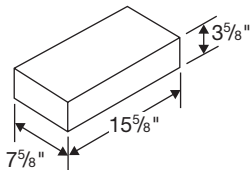
**Sash**  
8" x 8" x 16"



**Full-cut header**  
8" x 8" x 16"



**Solid**  
8" x 4" x 16"



**Beam or lintel**  
8" x 8" x 16"

